


# The B.O.S.S.<sup>®</sup> Brinell Optical Scanning System

Introducing an update on the market leading Brinell Impression reading software: **Newage Brinell Optical Scanning Software**. This new software offers simple one-step installation, making it easy for operators to use and for IT groups to maintain. The new updated B.O.S.S. has an improved user interface. The new, easily configurable display shows the 10 most recent readings and features customizable measurement screens you can configure to tailor the software to your specific applications. An updated demonstration mode allows for multiple impressions, creating an improved sales and training experience.



# Minimize Errors




## Measurements are Quick and Easy

Locate the scan head over the impression and press the button. Diameter and Brinell hardness are displayed instantly.



## Increased Accuracy

The B.O.S.S. easily measures with 0.01 mm resolution on most normally prepared surfaces.



## Reduce Operator Influence on Results

The BOSS gives consistent measurements not affected by operator interpretation. Measures accurately on factory floor prepared surfaces that other Brinell readers can not even read.



## Reduce Operator Fatigue

The B.O.S.S. prevents the chance of back ache caused from bending over a manual scope all day.

## Reduce Operator Influence on Results

It is well known that measuring Brinell impressions can result in measurement errors of 0.1 mm between operators-the range is even greater between labs. This error can take up your entire tolerance specification. The B.O.S.S. will virtually eliminate operator influence on test results. Gage R&R evaluations show dramatically improved repeatability. With the B.O.S.S. your test results won't change with every shift change.



# Measure & Record

## Accurate, Consistent HB Hardness Measurement

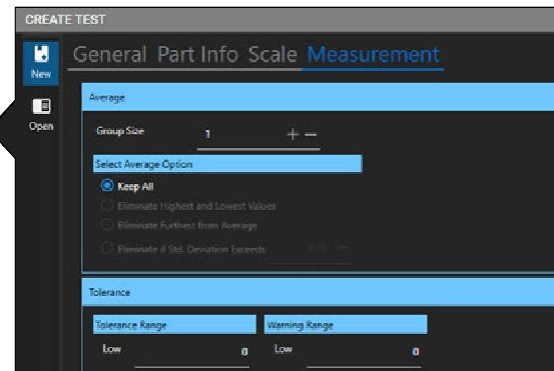


### Modular Architecture

Thanks to its Modular Architecture, the B.O.S.S. may be used on most any desktop, laptop, or tablet PC. The B.O.S.S. can also be incorporated into automated test systems.

### Intuitive Software

The B.O.S.S. software allows easy navigation for functions such as quick setup of measurement conditions, tolerance and scale conversion settings, plus easy file management.



**B.O.S.S. Software**

Readings View

SNo	Date-Time	DIA	HBW	Status
1	12/22/2022 4:4...	6.244	15	High
2	12/22/2022 4:5...	5.633	16	Pass
3	12/22/2022 4:5...	5.962	20	Pass
4	12/22/2022 4:5...	5.487	20	Pass
5	12/22/2022 4:5...	3.226	60	Low
6	12/22/2022 4:5...	2.798	80	Low
7	12/22/2022 4:5...	5.596	16	Pass
8	12/22/2022 4:5...	5.489	19	Pass

### Data Collection

Every test is saved with a date and time stamp. SPC data displays trends to head off out-of-tolerance situations. Statistical Reports-including X-bar, R-charts, and histograms-are easily created. And up to 10 fields of part information can be saved with results.

## Measure... Instantly!


The **test sequence** is very simple. Move the scan head to center the impression on the screen, then press the button on the the scan head. In a fraction of a second, the B.O.S.S. captures an image of the impression. Using the image to accurately measure the diameter, the system displays the resulting Brinell value, the diameter measurement, and the identified edges at 8 positions.



# Expand Your System

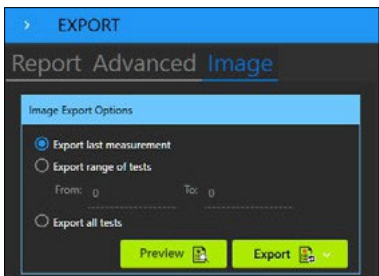
## The B.O.S.S System: Simple, Fast, and Powerful

The B.O.S.S. system can be added to any Brinell hardness tester; even our Newage Pin Brinell product. The system is comprised of a precision optical scan head, connected via a USB cable to a personal computer with the B.O.S.S. software installed. The software is used to select the primary hardness scale you are testing to. In addition, you have provisions to perform automatic hardness scale conversion.



### Inch/millimeter Manual Measurement

The inch/millimeter manual measurement function allows the B.O.S.S. to be used to measure other visually discernable aspects such as etched total case depth layers.



### Image Save Function

The Image Save feature allows you to save your image as a .bmp file. The operator can capture and name the image, and a .bmp extension is automatically added to the file name. Once saved, the image may be viewed, printed, or included in reports.



### Pin Brinell Option

Use the B.O.S.S. system with your Pin Brinell hardware. By setting pin type, the B.O.S.S. software will automatically calculate the correct BHN number.

## Easily Set Tolerances

You may set tolerances for your test to provide warnings and indications on individual test results. Tolerance settings include low tolerance limit, low tolerance warning, high tolerance limit, and high tolerance warning. Tolerance and warning values can be entered that will cause test results to be color-coordinated according to tolerance status.



# Ordering

## Lab B.O.S.S. Systems

**OS-500WC** ..... USB-style B.O.S.S. System for customer supplied computer.

**OS-500WC-LS**..... USB-style B.O.S.S. System with Small Nose Scan Head, for customer supplied computer.

## Convertible Tablet/Laptop PC B.O.S.S. Systems

**OS-500WT** ..... 2 in 1 Convertible Tablet/Laptop-based System with USB scan head.

**OS-500WT-LS**..... 2 in 1 Convertible Tablet/Laptop based System with Small Nose USB scan head.

## B.O.S.S. Scan Heads Only

**OS-500WE** ..... B.O.S.S. USB Scan Head only.

**OS-500WE-LS** .....B.O.S.S. USB Small Nose Scan Head only.

## B.O.S.S. Software Upgrades

**OS-500WCU** ..... Software Upgrade for older USB BOSS systems for use with customer supplied computer.

**OS-500WTU** ..... Software and computer upgrade for older USB BOSS systems with 2 in 1 convertible Tablet/Laptop computer.

**OS-500WX** ..... Desktop-based System with USB scan head.

**OS-500WX-LS**.....Desktop-based System with Small Nose USB scan head.

**NOTE:** For pre-Win 7 and BOSS systems with an analog Scan Head, (without USB plug to computer), Please call for Upgrade options.



All systems conform to relevant EU standards and are CE marked.

## Options and Accessories

**SA0227** ..... Scan Head Cable—Standard Vinyl 6' USB.

**SA0271** ..... Scan Head Cable—Armored 8' USB.

**OS-019** ..... Scan Head Cable—standard Vinyl 15' USB.

**OS-035** ..... Scan Head Cable—armored 15' USB.

**OS-101** ..... Snap-Tite B.O.S.S. Scan Head Holder for wall or table mount.

**OS-103** ..... Scan Head Tether—Recoiling Balancer only.

**OS-104** ..... Scan Head Tether—Bench Clamp Mount.

**OS-106** ..... Scan Head Holding Complete Retractable Tether System.

**HA-0204** ..... Scan Head Holding Bracket.

**HA-0158** ..... B.O.S.S. Verification Block.

**3541C** ..... Calibrated Checking Scale—Certified.

[hardnesstesters.com](http://hardnesstesters.com)

No part of this document may be reproduced or modified in any form or by any means, electronic or mechanical, without express written permission from Newage Testing Instruments Inc.

©2023 AMETEK Incorporated

**Newage**  **hardness testing** / **AMETEK**<sup>®</sup>